

# **Results of the Anonymous Voter Exit Survey**



**Feedback from the Goshen Central School  
District's Annual Budget Vote**

**May 17, 2011**

**Prepared by Communications Specialist Christina Intranuovo**

## **Introduction**

The Goshen Central School District offered a 12-question voter exit survey at the budget vote on May 17, 2011. After voting, residents were offered a voluntary and anonymous paper survey, which was set up on two tables outside the Main Street Board of Education Room polling location – one at the top of the stairs near the back door exit, and the other in front of the main entrance of the Board of Education Room.

This was the second consecutive year that an exit survey was offered during the budget vote. Out of 2,155 voters, 299 chose to answer the voluntary exit survey, or 13.9 percent of total voters. Last year, 735 out of 2,642 voters answered the exit survey, or 27.8 percent of total voters.

After the budget vote concluded, the paper surveys were manually entered into the district's Survey Monkey account by Communications Specialist Christina Intranuovo, where the results were tabulated for easier viewing.

While looking at the results, keep in mind that there is an over-representation of yes voters in the exit survey. According to the exit survey, 68.9 percent of voters said they voted yes on the proposed budget; however, the actual number of voters who voted yes at the polls equals 65.0 percent.

Also keep in mind that the percentages in the charts are based on the number of respondents who gave an actual answer to each question. Several times, questions were left blank and in some cases, could be answered with more than one response.

A sample of the anonymous voter exit survey can be found on the following page.

# Goshen Central School District

*Anonymous voter exit survey  
May 17, 2011*

*Thank you for voting. Your participation in this exit survey is completely voluntary and anonymous.  
Feel free to use the back of this form for additional comments. Please place your completed survey in the box provided.*

1. **How did you vote on the proposed budget?**  Yes, in favor  No, opposed
2. **How did you vote on the proposed bus proposition?**  Yes, in favor  No, opposed
3. **How did you vote on the proposed capital reserve fund?**  Yes, in favor  No, opposed
4. **Why did you vote the way you did on the proposed budget?** *Check all that apply*

***I voted YES because:***

- I am satisfied with the quality of schools.
- The projected spending/tax increase is reasonable.
- It will benefit my child.
- I believe in investing in education.
- It addresses a specific area that is important to me.  
*(Please specify)* \_\_\_\_\_
- Other \_\_\_\_\_

***I voted NO because:***

- I am not satisfied with the quality of schools.
- The projected spending/tax increase is unreasonable.
- It will not benefit my child.
- I want to support it, but can't afford it.
- I am unhappy with the school district in general.
- Other \_\_\_\_\_

5. **How have you typically voted in the past?**  Yes, in favor  No, opposed

6. **Do you feel you had adequate information about the proposed budget?**  Yes  No

7. **What were your best sources of information about the proposed budget?**

- District Website (www.goshenschoolsny.org)
- District publications/mailings
- District social media (SNN, Facebook)
- District presentations to my school/community group
- Board of Education meetings
- PTA/PTO
- Other \_\_\_\_\_
- The Times Herald-Record
- The Chronicle
- The Goshen Independent
- TV/radio
- Discussions with friends and neighbors
- Discussions with school district staff

8. **How important were the following in determining your vote?**

	<b>Very</b>	<b>Somewhat</b>	<b>Not</b>
Quality of educational programs	<input type="checkbox"/>	<input type="checkbox"/>	<input type="checkbox"/>
Class size	<input type="checkbox"/>	<input type="checkbox"/>	<input type="checkbox"/>
Projected tax levy increase	<input type="checkbox"/>	<input type="checkbox"/>	<input type="checkbox"/>
Efforts to control spending	<input type="checkbox"/>	<input type="checkbox"/>	<input type="checkbox"/>
Funding for student activities/athletics	<input type="checkbox"/>	<input type="checkbox"/>	<input type="checkbox"/>

9. **In what town do you live?**  Town/Village of Goshen  Hamptonburgh  Chester  Wallkill  Wawayanda

10. **What age group are you in?**  18-19  20-30  31-50  51-64  64+

11. **How many working adults are in your household?**  One  Two  More than two  Retired/fixed income

12. **Please check all that apply to you:**

- No children in district
- Child(ren) attending C. J. Hooker
- Preschool age child(ren)
- Child(ren) attending Goshen High School
- Child(ren) attending Scotchtown Avenue
- Child(ren) attending private/parochial school
- Child(ren) attending Goshen Intermediate
- Child(ren) ages 18+

**Thank you for your feedback.**

## Notable findings



According to the results of the exit survey<sup>1</sup>:

- The majority of voters answered that they voted YES on the proposed budget because they believe in investing in education.
- The majority of voters responded that they voted NO on the proposed budget because the projected spending/tax increase is unreasonable.
- 80.6 percent of voters have typically voted yes on the budget in the past.
- 85.1 percent of voters felt they had adequate information about the proposed budget.
- The majority of voters, or 48.3%, said that their best source of information about the proposed budget was district publications/mailings. There was a tie for the second best source of information, with 39.8% of voters utilizing the district website, [www.goshenschoolsny.org](http://www.goshenschoolsny.org), as well as the Chronicle newspaper to obtain budget information.
- 83.5% of voters said that the quality of educational programs were very important in determining their vote.
- 76.4% of voters live in the Town/Village of Goshen.
- The majority of voters, or 36.9%, are in the age group of 31-50. The second largest age group is those who are age 65 and older, at 32.1%.
- 46.5% of voters live in a household with two working adults.
- 47.1% of voters do not have children in the district.



---

<sup>1</sup> The following results are based on the responses of the 299 voters who completed exit poll surveys.



## 1. How did you vote on the proposed budget?

		Response Percent	Response Count
Yes, in favor		68.9%	202
No, opposed		31.1%	91
		<b>answered question</b>	<b>293</b>
		<b>skipped question</b>	<b>6</b>

## 2. How did you vote on the proposed bus proposition?

		Response Percent	Response Count
Yes, in favor		62.3%	180
No, opposed		37.7%	109
		<b>answered question</b>	<b>289</b>
		<b>skipped question</b>	<b>10</b>






## 3. How did you vote on the proposed capital reserve fund?

		Response Percent	Response Count
Yes, in favor		65.1%	188
No, opposed		34.9%	101
		<b>answered question</b>	<b>289</b>
		<b>skipped question</b>	<b>10</b>



**4. If you voted YES, why did you vote that way on the proposed budget? I voted YES because:**

		<b>Response Percent</b>	<b>Response Count</b>
I am satisfied with the quality of schools		55.4%	108
The projected spending/tax increase is reasonable		59.5%	116
It will benefit my child		43.6%	85
<b>I believe in investing in education</b>		<b>72.8%</b>	<b>142</b>
It addresses a specific area that is important to me		8.2%	16
	Other (please specify)		13
		<b>answered question</b>	<b>195</b>
		<b>skipped question</b>	<b>104</b>



**5. If you voted NO, why did you vote that way on the proposed budget? I voted NO because:**

		Response Percent	Response Count
I am not satisfied with the quality of schools		14.9%	13
<b>The projected spending/tax increase is unreasonable</b>		<b>67.8%</b>	<b>59</b>
It will not benefit my child		9.2%	8
I want to support it, but can't afford it		46.0%	40
I am unhappy with the school district in general		24.1%	21
	Other (please specify)		31
		<b>answered question</b>	<b>87</b>
		<b>skipped question</b>	<b>212</b>













**6. How have you typically voted in the past?**

		Response Percent	Response Count
<b>Yes, in favor</b>		<b>80.6%</b>	<b>224</b>
No, opposed		19.4%	54
		<b>answered question</b>	<b>278</b>
		<b>skipped question</b>	<b>21</b>

## 7. Do you feel you had adequate information about the proposed budget?

		Response Percent	Response Count
Yes		85.1%	239
No		14.9%	42
answered question			281
skipped question			18






## 8. What were your best sources of information about the proposed budget?

		Response Percent	Response Count
District Website (www.goshenschoolsny.org)		39.8%	107
<b>District publications/mailings</b>		<b>48.3%</b>	<b>130</b>
District social media (SNN, Facebook)		6.3%	17
District presentations to my school/community group		7.4%	20
Board of Education meetings		6.7%	18
PTA/PTO		4.8%	13
The Times Herald-Record		38.3%	103
The Chronicle		39.8%	107
The Goshen Independent		23.4%	63
TV/radio		2.2%	6
Discussions with friends and neighbors		19.0%	51
Discussions with school district staff		13.8%	37
	Other (please specify)		1
		<b>answered question</b>	<b>269</b>
		<b>skipped question</b>	<b>30</b>






## 9. How important were the following in determining your vote?

	Very	Somewhat	Not	Rating Average	Response Count
Quality of educational programs	<b>83.5% (213)</b>	12.2% (31)	4.3% (11)	1.21	255
Class size	<b>59.3% (146)</b>	30.1% (74)	10.6% (26)	1.51	246
Projected tax levy increase	<b>69.3% (183)</b>	25.4% (67)	5.3% (14)	1.36	264
Efforts to control spending	<b>78.6% (209)</b>	16.9% (45)	4.5% (12)	1.26	266
Funding for student activities/athletics	<b>57.4% (143)</b>	27.7% (69)	14.9% (37)	1.57	249
<b>answered question</b>					<b>283</b>
<b>skipped question</b>					<b>16</b>





## 10. In what town do you live?

		Response Percent	Response Count
Town/Village of Goshen		<b>76.4%</b>	<b>220</b>
Hamptonburgh		12.2%	35
Chester		0.3%	1
Walkill		4.5%	13
Wawayanda		6.6%	19
<b>answered question</b>			<b>288</b>
<b>skipped question</b>			<b>11</b>









## 11. What age group are you in?

		Response Percent	Response Count
18-19		0.3%	1
20-30		2.0%	6
<b>31-50</b>		<b>36.9%</b>	<b>108</b>
51-64		28.7%	84
65+		32.1%	94
<b>answered question</b>			<b>293</b>
<b>skipped question</b>			<b>6</b>

## 12. How many working adults are in your household?

		Response Percent	Response Count
One		21.9%	63
<b>Two</b>		<b>46.5%</b>	<b>134</b>
More than two		5.6%	16
Retired/fixed income		26.0%	75
<b>answered question</b>			<b>288</b>
<b>skipped question</b>			<b>11</b>

### 13. Please check all that apply to you:

		Response Percent	Response Count
No children in district		47.1%	132
Preschool age child(ren)		5.4%	15
Child(ren) attending Scotchtown Avenue		11.8%	33
Child(ren) attending Goshen Intermediate		17.9%	50
Child(ren) attending C. J. Hooker		18.9%	53
Child(ren) attending Goshen High School		18.9%	53
Child(ren) attending private/parochial school		3.2%	9
Child(ren) ages 18+		17.5%	49
		<b>answered question</b>	<b>280</b>
		<b>skipped question</b>	<b>19</b>

### 14. Additional comments/feedback:

	Response Count
	21
<b>answered question</b>	<b>21</b>
<b>skipped question</b>	<b>278</b>

## **Supplementary answers**

Several questions within the anonymous exit survey gave voters the opportunity to write in their own answers or add comments and feedback.

These supplementary answers can be found on the following pages.

**Q4. If you voted YES, why did you vote that way on the proposed budget? I voted YES because:**

1	Supporting child education.	May 24, 2011 1:58 PM
2	Administrative positions should be cut	May 24, 2011 10:04 AM
3	Need new athletic complex, track, football.	May 24, 2011 9:59 AM
4	I do not feel we need anymore buses!!!	May 24, 2011 9:57 AM
5	Schools need more!	May 24, 2011 9:56 AM
6	You'll be able to get librarians back in lower schools.	May 19, 2011 2:51 PM
7	Not satisfied with representation of taxpayers in district. Teachers still getting increases? Really?	May 19, 2011 2:35 PM
8	Maintaining music and the arts as well as quality education	May 17, 2011 2:23 PM
9	The austerity budget wasn't much different than proposed.	May 17, 2011 2:22 PM
10	It will benefit my grandchild.	May 17, 2011 12:58 PM
11	Important to keep the good quality music program.	May 17, 2011 12:48 PM
12	It will benefit my grandchild	May 17, 2011 11:33 AM
13	BOCES	May 17, 2011 10:58 AM

**Q5. If you voted NO, why did you vote that way on the proposed budget? I voted NO because:**

1	Employees must contribute more to benefits like the rest of us.	May 24, 2011 2:24 PM
2	Unfair to make any land owners pay plus hard to pay with no money.	May 24, 2011 2:19 PM
3	No concessions from teachers or administrators.	May 24, 2011 1:47 PM
4	Tax system needs to change. People/families with children in system should carry the bulk of the cost.	May 24, 2011 9:50 AM
5	Get rid of teachers union and go to a goal-based system and 401K.	May 19, 2011 3:18 PM
6	I have no children.	May 19, 2011 3:17 PM
7	You people got rid of librarians to save modified sports so I don't trust you with my money.	May 19, 2011 2:59 PM
8	Teachers give backs a joke.	May 19, 2011 2:39 PM
9	It is a lousy budget with little consideration for reducing costs	May 19, 2011 2:33 PM
10	Get real. Seniors on fixed incomes just can't accept the thinking (Board).	May 19, 2011 2:30 PM
11	Bussing too much -- all who live 1/2 mile or less should walk to school! Too many administrators!	May 18, 2011 10:50 AM
12	My income does not increase in the same amount as tax increase.	May 18, 2011 10:47 AM
13	I don't trust the district administration and Board of Ed.	May 18, 2011 10:30 AM
14	Teachers Union unfair practices. Need to be addressed.	May 17, 2011 2:34 PM
15	Fiscally irresponsible	May 17, 2011 2:21 PM
16	No concessions from teachers and/or administrators	May 17, 2011 2:15 PM
17	Because Goshen HS pays professional musicians to play at high school musicals.	May 17, 2011 2:07 PM
18	Retired - fixed income.	May 17, 2011 2:05 PM
19	Retired	May 17, 2011 2:05 PM
20	Not enough cuts.	May 17, 2011 12:46 PM
21	Need more results for amount of spending.	May 17, 2011 12:45 PM
22	Teachers make too much. Generous medical and retirement do not match the real world.	May 17, 2011 12:44 PM
23	Low standing vs. students in other countries (competitors).	May 17, 2011 12:42 PM
24	No children in system.	May 17, 2011 12:35 PM
25	No children in system.	May 17, 2011 12:34 PM
26	Teacher pay too high	May 17, 2011 12:05 PM

**Q5. If you voted NO, why did you vote that way on the proposed budget? I voted NO because:**

27	Taxes!!!	May 17, 2011 11:48 AM
28	More doesn't equal better schools!	May 17, 2011 11:47 AM
29	Cut taxes now.	May 17, 2011 11:37 AM
30	Very little info on budget	May 17, 2011 11:35 AM
31	Too much on teachers and administrators	May 17, 2011 10:45 AM

**Q8. What were your best sources of information about the proposed budget?**

1	Word of mouth	May 19, 2011 2:33 PM
---	---------------	----------------------

**Q14. Additional comments/feedback:**

1	No you cares about retirees. (This is not a typo)	May 24, 2011 2:17 PM
2	Thank you for being interested in feedback.	May 24, 2011 1:58 PM
3	We need more programs. We are not competitive -- our technology for kids needs to be updated.	May 24, 2011 1:13 PM
4	Grandchildren at SAS and CJH.	May 24, 2011 11:28 AM
5	Grandchildren attend SAS and CJH.	May 24, 2011 11:27 AM
6	Teachers make the difference.	May 24, 2011 10:30 AM
7	I think that it is very important, in these difficult financial times, to know that everyone is making sacrifices. Therefor, I would like it if whatever sacrifices the professional staff has made (for example, salary freezes, greater contributions to health care, etc.) be published as public information. Many other NYS school districts have saved teachers' jobs when the more senior staff make sacrifices.	May 24, 2011 10:20 AM
8	I was a little surprised the Joint PTO meeting didn't have a presentation as usual.	May 24, 2011 10:17 AM
9	Cut administrative costs.	May 24, 2011 10:05 AM
10	grandchildren in district	May 24, 2011 9:54 AM
11	Why can't every teacher have a website? Twitter, e-mail -- very frustrating!	May 19, 2011 2:50 PM
12	Cannot afford present taxes and that is why I am employed at the age of 80. Also the process of selecting which budget will be approved is less than honest. If I did this in my present company, they would fire me.	May 19, 2011 2:33 PM
13	Emphasis on core curriculum! Cut out extra courses. Control your spending. Don't tell me you can't! Teachers and staff must pay a reasonable portion of med and retirement.	May 18, 2011 10:50 AM
14	Never received mailing.	May 18, 2011 10:25 AM
15	Instead of cutting back on school programs that directly affect the children, let's cut back -- let's talk to the Teachers Union!	May 17, 2011 2:34 PM
16	The tax is too damn high	May 17, 2011 2:14 PM
17	Renewal of contracts without givebacks.	May 17, 2011 12:46 PM
18	Need more gifted programs!	May 17, 2011 12:40 PM
19	Had to send our child to private school due to very obvious liberal agenda in high school!	May 17, 2011 11:47 AM
20	Please consider Patty Lecara as principal of Scotchtown Avenue Elementary School.	May 17, 2011 11:43 AM
21	Please, please, please bring back our librarian at GIS! The students need to know how to find info in the 21st century.	May 17, 2011 10:55 AM